

KEY FEATURES

- High power handling: 300 / 50 W program power
- High sensitivity: 92 / 105 dB (1W / 1m) (LF / HF)
- 1,5" / 1" voice coil (LF/HF)
- Shorting cap for extended response
- Weatherproof paper cone with Santoprene™ surround
- CONEX spider

- Extended controlled displacement: $X_{\max} \pm 5,7$ mm
- 21 mm peak-to-peak excursion before damage
- PM4 HF diaphragm
- Excellent off-axis response
- 70° coverage horn for HF dispersion control



TECHNICAL SPECIFICATIONS

Nominal diameter	125 mm	5 in
Rated impedance (LF/HF)	8 / 8 Ω	
Minimum impedance (LF/HF)	5,2 / 5,9 Ω	
Power capacity ¹ (LF/HF)	150 / 25 W _{AES}	
Program power ² (LF/HF)	300 / 50 W	
Sensitivity (LF/HF) ³	92 dB	1W / 1m @ Z _N
	105 dB	1W / 1m @ Z _N
Frequency range	85 - 20.000 Hz	
Recom. HF crossover	3,5 kHz or higher (12 dB/oct min slope)	
Voice coil diameter (LF/HF)	38,1 mm	1,5 in
	25,4 mm	1 in
BI factor	7,4 N/A	
Moving mass	0,009 kg	
Voice coil length	14 mm	
Air gap height	6 mm	
X_{damage} (peak to peak)	21 mm	

Notes:

¹ The power capacity is determined according to AES2-1984 (r2003) standard.

² Program power is defined as power capacity + 3 dB.

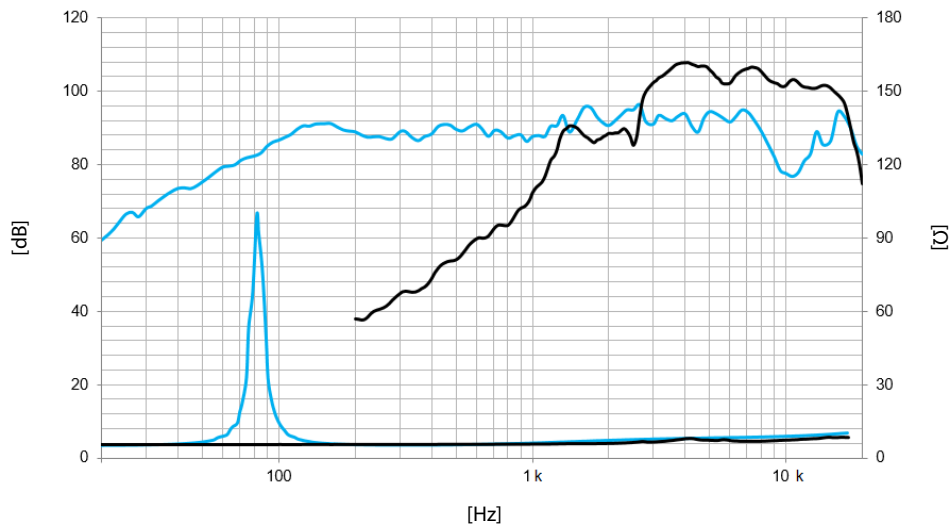
³ Sensitivity was measured at 1m distance, on axis, with 1W input, averaged in the range 3 - 10 kHz

⁴ T-S parameters are measured after an exercise period using a preconditioning power test. The measurements are carried out with a velocity-current laser transducer and will reflect the long term parameters (once the loudspeaker has been working for a short period of time).

⁵ The X_{\max} is calculated as $(L_{vc} - H_{ag})/2 + (H_{ag}/3,5)$, where L_{vc} is the voice coil length and H_{ag} is the air gap height.

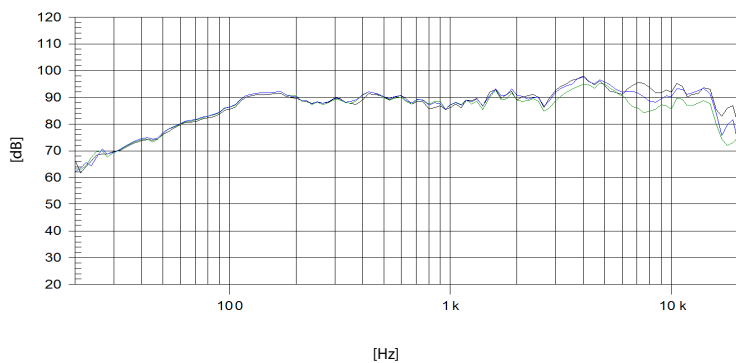
THIELE-SMALL PARAMETERS⁴

Resonant frequency, f_s	82 Hz
D.C. Voice coil resistance, R_e	5,1 Ω
Mechanical Quality Factor, Q_{ms}	9,1
Electrical Quality Factor, Q_{es}	0,43
Total Quality Factor, Q_{ts}	0,41
Equivalent Air Volume to C_{ms}, V_{as}	5,3 l
Mechanical Compliance, C_{ms}	419 $\mu\text{m} / \text{N}$
Mechanical Resistance, R_{ms}	0,5 kg / s
Efficiency, η_0	0,65 %
Effective Surface Area, S_d	0,0095 m ²
Maximum Displacement, X_{max}⁵	5,7 mm
Displacement Volume, V_d	48 cm ³
Voice Coil Inductance, L_e	0,25 mH



Note: Frequency response measured with loudspeaker standing on infinite baffle in anechoic chamber, 1W @ 1m

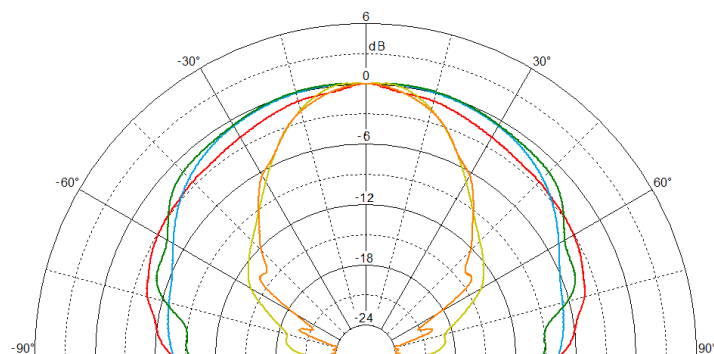
FILTERED FREQUENCY RESPONSE



— 0 degrees — 35 degrees — 70 degrees

Note: Filtered frequency response measured with loudspeaker standing on infinite baffle in anechoic chamber, 1W @ 1m using filter FD-2CXFe

POLAR PATTERN



— 1 kHz — 2 kHz — 4 kHz — 8 kHz — 16 kHz

MOUNTING INFORMATION

Overall diameter	155 mm	6,1 in
Bolt circle diameter	141,5 mm	5,6 in
Baffle cutout diameter:		
- Front mount	120 mm	4,7 in
Depth	107 mm	4,2 in
Volume displaced by driver	0,5 l	0,02 ft ³
Net weight	2,5 kg	5,5 lb
Shipping weight	2,6 kg	5,7 lb

DIMENSION DRAWING

