

### KEY FEATURES

- High power handling: 500 / 100 W program power
- High sensitivity: 96 / 104 dB (1W / 1m) (LF / HF)
- 2,5" / 1,75" voice coil (LF/HF)
- Common neodymium magnet system design
- Shorting cap for extended response
- Weatherproof Carbon Fiber loaded paper cone
- Santoprene™ surround
- PM4 HF diaphragm
- 70° coverage horn for HF dispersion control



### TECHNICAL SPECIFICATIONS

<b>Nominal diameter</b>	200 mm	8 in
<b>Rated impedance</b> (LF/HF)		8 / 8 Ω
<b>Minimum impedance</b> (LF/HF)		5,3 / 4,7 Ω
<b>Power capacity</b> <sup>1</sup> (LF/HF)	250 / 50 W <sub>AES</sub>	
<b>Program power</b> <sup>2</sup> (LF/HF)	500 / 100 W	
<b>Sensitivity</b> (LF/HF) <sup>3</sup>	96 dB	1W / 1m @ Z <sub>N</sub>
	104 dB	1W / 1m @ Z <sub>N</sub>
<b>Frequency range</b>	60 - 20.000 Hz	
<b>Recom. HF crossover</b>	1,5 kHz or higher	(12 dB/oct min slope)
<b>Voice coil diameter</b> (LF/HF)	63,5 mm	2,5 in
	44,4 mm	1,75 in
<b>BI factor</b>		12 N/A
<b>Moving mass</b>		0,020 kg
<b>Voice coil length</b>		15 mm
<b>Air gap height</b>		7 mm
<b>X<sub>damage</sub> (peak to peak)</b>		24 mm

**Notes:**

<sup>1</sup> The power capacity is determined according to AES2-1984 (r2003) standard.

<sup>2</sup> Program power is defined as power capacity + 3 dB.

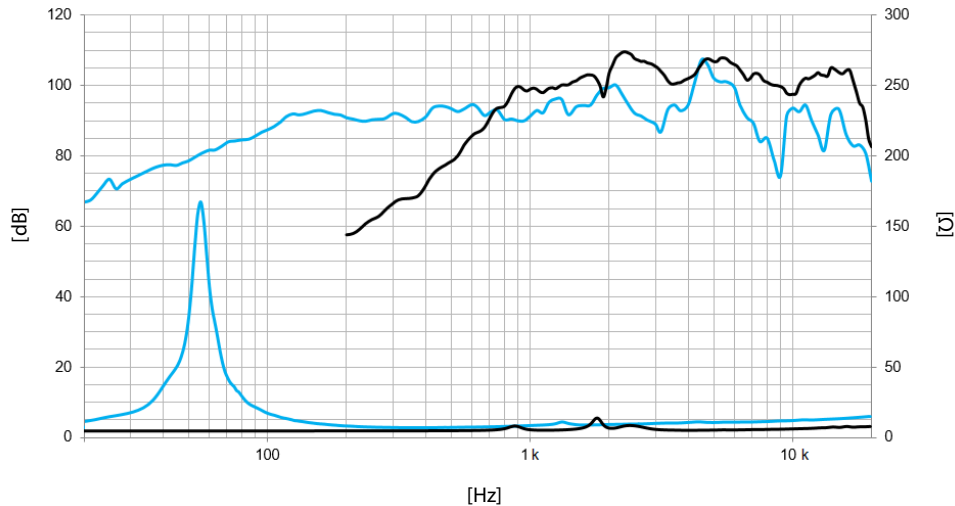
<sup>3</sup> Sensitivity was measured at 1m distance, on axis, with 1W input, averaged in the range 1 - 7 kHz.

<sup>4</sup> T-S parameters are measured after an exercise period using a preconditioning power test. The measurements are carried out with a velocity-current laser transducer and will reflect the long term parameters (once the loudspeaker has been working for a short period of time).

<sup>5</sup> The X<sub>max</sub> is calculated as (L<sub>vc</sub> - H<sub>ag</sub>)/2 + (H<sub>ag</sub>/3,5), where L<sub>vc</sub> is the voice coil length and H<sub>ag</sub> is the air gap height.

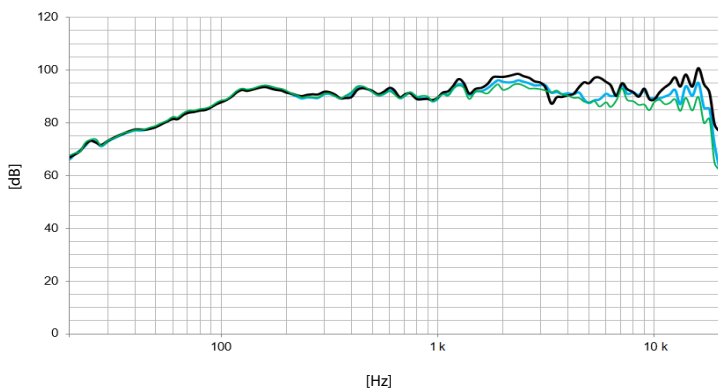
### THIELE-SMALL PARAMETERS<sup>4</sup>

<b>Resonant frequency, f<sub>s</sub></b>	61 Hz
<b>D.C. Voice coil resistance, R<sub>e</sub></b>	5,4 Ω
<b>Mechanical Quality Factor, Q<sub>ms</sub></b>	13
<b>Electrical Quality Factor, Q<sub>es</sub></b>	0,30
<b>Total Quality Factor, Q<sub>ts</sub></b>	0,29
<b>Equivalent Air Volume to C<sub>ms</sub>, V<sub>as</sub></b>	23 l
<b>Mechanical Compliance, C<sub>ms</sub></b>	335 μm / N
<b>Mechanical Resistance, R<sub>ms</sub></b>	0,6 kg / s
<b>Efficiency, η<sub>0</sub></b>	1,6 %
<b>Effective Surface Area, S<sub>d</sub></b>	0,022 m <sup>2</sup>
<b>Maximum Displacement, X<sub>max</sub><sup>5</sup></b>	6 mm
<b>Displacement Volume, V<sub>d</sub></b>	132 cm <sup>3</sup>
<b>Voice Coil Inductance, L<sub>e</sub></b>	0,3 mH



Note: Frequency response measured with loudspeaker standing on infinite baffle in anechoic chamber, 1W @ 1m

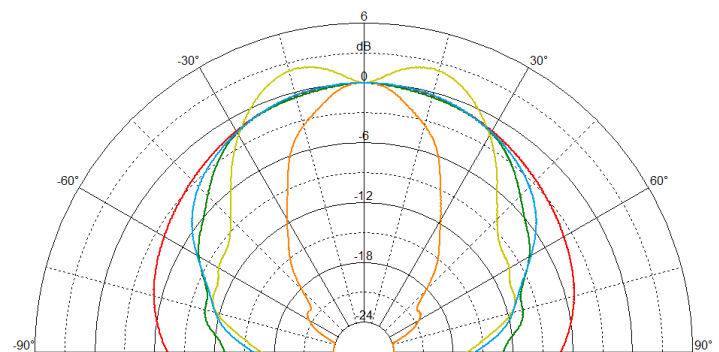
### FILTERED FREQUENCY RESPONSE



— 0 degrees    — 35 degrees    — 70 degrees

Note: Filtered frequency response measured with loudspeaker standing on infinite baffle in anechoic chamber, 1W @ 1m using filter FD-2CX

### POLAR PATTERN



— 1 kHz    — 2 kHz    — 4 kHz    — 8 kHz    — 16 kHz

### MOUNTING INFORMATION

Overall diameter	212 mm	8,3 in
Bolt circle diameter	198 mm	7,8 in
Baffle cutout diameter:		
- Front mount	180 mm	7,1 in
Depth	106 mm	4,2 in
Net weight	2,8 kg	6,2 lb
Shipping weight	3,0 kg	6,6 lb

### DIMENSION DRAWING

